




Health & Safety Unit

Annual Report 2011

Appendix 3

Accident & Incident





ACCIDENTS & INCIDENTS

ACCIDENT AND INCIDENT ANALYSIS

1ST APRIL 2010 – 31ST MARCH 2011

The table below shows the number of accident reports received by the central health and safety unit for the period 1st April 2010 to 31st March 2011.

The second column shows the figures for the same period the previous year.

Service	2010/11	2009/10
Assistant Chief Executive	3	1
Chief Executive	1	0
Community Services	2	6
Housing & Property Maintenance	2	5
Legal, Democracy & Financial Management	1	3
Planning	2	2
Regeneration & Estates	3	3
Street Scene	25	34
Total	39	54

As can be seen from the data above there has been a significant reduction in the number of accident report being presented to the Health and Safety Unit for evaluation. The reduction from 54 to 39 represents an overall reduction of nearly 28%.

Accident Report Distribution 2010/11

The Department that has shown the greatest reduction in terms of actual accident numbers is Street Scene which has reduced from 34 in 2009/10 to 25 in 2010/11, a reduction of 9.

This reduction is due in no small part as a result of the concerted effort made by Street Scene Officers to maintain the programme of scheduled too box talks and continually review and improve the Departmental health and safety induction programme.

Department	Major Injury	>3 days	<3 days	Total
Assistant Chief Executive	0(0)	0(0)	3(1)	3(1)
Chief Executive	0(0)	0(0)	1(0)	1(0)
Community Services	0(0)	0(0)	2(6)	2(6)
Housing & Property Maintenance	0(0)	0(0)	2(5)	2(5)
Legal, Democracy & Financial Management	0(0)	0(0)	1(3)	1(3)
Planning	0(0)	0(0)	2(2)	2(2)
Regeneration & Estates	0(0)	0(0)	3(3)	3(3)
Street Scene	1(0)	5(6)	19(28)	25(34)
TOTAL	1(0)	5(6)	33(48)	39(54)

Accident Report Distribution by RIDDOR Classification.


The table below show the accident distribution by Department for accidents as classified by RIDDOR. The table shows that all the accidents that have required reporting have occurred to members of street scene, this is the case for both years under consideration.

Category	Major Injury	>3 days	<3 days	Total
Handling and Lifting	0(0)	2(2)	8(12)	10(14)
Injured by an Animal	0(0)	0(0)	0(1)	0(1)
Insect Bite	0(0)	0(0)	3(0)	3(0)
Machinery	0(0)	1(0)	0(3)	1(3)
Moving Vehicle	1(0)	0(0)	1(1)	2(1)
Road Traffic Incident	0(0)	1(0)	2(0)	3(0)
Slip/Trip/Fall	0(0)	1(4)	10(21)	11(25)
Struck by Something Fixed or Stationary	0(0)	0(0)	4(4)	4(4)
Struck by Falling/Flying Object	0(0)	0(0)	5(4)	5(4)
Tools	0(0)	0(0)	0(1)	0(1)
TOTAL	1(0)	5(6)	33(48)	40(54)


The total number of accidents reported to the Health and Safety Executive has remained the same at 6 for each year, the difference being that for the year 2010/11 one of those accidents

was a major injury accident. The details of all the reportable accidents are discussed later in this report.

Accident Distribution by Category



The charts below shows the accident distribution for the full years reports of 2010/11.



The charts below shows the accident distribution for the full years reports of 2009/10.

As can be seen from the above charts there has been a significant drop in the number of slip/trip/fall accidents, this can be attributed to the ongoing training and awareness campaigns.

Accident category split by Department

Assistant Chief Executive.

There have been a total of three accident reports submitted to the Health and Safety Unit, the distribution is as in the chart above.

Chief Executive

The Health and Safety Unit have received one accident report which was classified as handling and lifting.

Community Services

The Health and Safety Unit have received two accident reports both of which were classified as handling and lifting.

Housing and Property Maintenance Services

The Health and Safety Unit have received two accident reports one classified as a road traffic incident and the other as slip/trip/fall.

Legal, Democracy & Financial Management

The Health and Safety Unit have received one accident report which was classified as slip/ trip/fall.

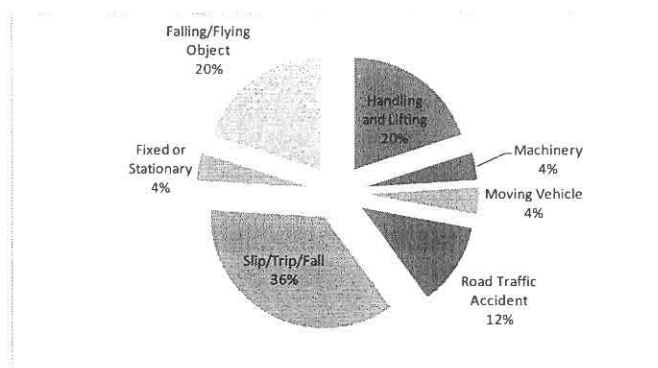
Planning

The Health and Safety Unit have received two accident reports both of which were classified as struck against something fixed or stationary.

Regeneration & Estates

The Health and Safety Unit have received three accident reports all of which were classified as insect bites.

Street Scene



The Health and Safety Unit have received twenty five accident reports which were classified as shown in the chart above.

As can be seen the category recording the highest percentage of reports is slip/trip/fall, this can to some degree be explained by the particularly poor weather conditions experienced in the new year.

Accident Distribution by Occupation 2010/11

The category of employee that represents the highest number of accident reports received by the Health and Safety Unit are Refuse/Recycling Operatives based within Street Scene. This is to be expected due to the nature of the work carried out by this group of employees. All the notifiable accidents, including the one major injury incident, occurred in this group of employees.

Occupation	Major Injury	>3 days	<3 days	Total
Auditor	0	0	1	1
Business Analyst	0	0	1	1
Caretaker	0	0	1	1
Cleansing Operative	0	0	1	1
Foreman/Charge hand	0	0	3	3
ICT Assistant	0	0	1	1
Marketing Officer	0	0	1	1
PA	0	0	1	1
Performance Officer	0	0	1	1
Principal Planner	0	0	2	2
Ranger	0	0	2	2
Refuse/Recycling Operative	1	5	15	21
Scheme Manager	0	0	2	2
Support Officer	0	0	1	1
Total	1	5	33	39

The distribution of accidents between the other occupations is even, the only area for concern is that in two cases accidents have occurred to the same persons.

One Charge hand reported two incidents and a Principal Planner also reported two incidents, the two being very similar.

Reportable Accidents by Category

Outline of lost time accidents:

Major Injury Accidents

1. **Fractured left ankle.**

This accident occurred at the tipping facility Clayton Hall Leyland.

The injured person, a refuse collector, sustained a fracture to the left ankle.

As the refuse vehicle was driving into the tipping facility the injured party asked the driver to stop the vehicle so that he could visit the toilet. Before the vehicle had completely stopped the injured party attempted to alight from the vehicle. At the time of the incident the refuse vehicle was turning left and as the injured party put his foot on the ground the turning wheel caught his foot and knocked him to the ground.

Over three day reportable accidents

1. **Pulled muscle to left calf**

This accident occurred on Gillibrands Road Skelmersdale.

The injured person, a Foreman Gardener, sustained a pulled muscle to his left calf.

While using a mower he hit an obstacle which caused the mower to spin around resulting in excessive pressure being applied to his left leg. The obstacle in question was later found to be a metal bar that had been buried and subsequently worked its way to the surface prior to the incident.

2. **Tendon injury to back**

This accident occurred at Deardon Way Flats.

The injured person, a refuse collector, sustained a torn tendon in his back and grazing to his left arm and lower back.

While attempting to pull wheeled bins up some steps at Deardon Way Flats he states that he felt a twinge and sharp pain in his back, this caused his legs to give way and he fell down the steps.

3. **Muscle injury to left shoulder**

This accident occurred on Heathfield Estate, Burscough.

The injured person, a Refuse Collector, sustained a muscle injury to his left shoulder.

He reports that while throwing a large piece of cardboard into the back of the vehicle he felt a sharp pain in his left shoulder.

4. **Whiplash injury to shoulders and lower back.**

This accident occurred on Sandbrook Road, Upholland.

The injured person, a Driver/Refuse Collector, sustained whiplash injury to shoulders and lower back.

While his vehicle was parked collecting refuse another vehicle attempted to pass, in doing so the trailer of the other vehicle struck the vehicle of the injured party resulting in the injury stated.

5. **Bruised finger**

This accident occurred on Sandbrook Road, Upholland.

The injured person, a Refuse Collector, sustained bruised finger on his right hand.

While carrying out his normal duties he tripped over a piece of felt that had been left on the pavement by a resident or builder. As he passed over the felt he caught his foot and fell to the ground.